











Shopping Mall Scavenger Hunt: K-2

Item	Definition	Proof
The largest store	BIGGEST	Take a picture or Record
Something that is 5 inches long		Take a picture
Find a clock	TELLS TIME	Sketch them or take a picture.
Cylinder Find 4	 4	Sketch them or take a picture.
A symmetrical object Find 3	 3	Sketch them Draw the line of symmetry:
Take a picture of a 3 digit and a 4 digit number. Be ready to tell where the tens place and hundreds place is.		3 digit: _____ 4 digit: _____
3 items less than \$5.00 3 items more than \$5.00		Record items or take a picture 1. 1. 2. 2. 3. 3.

Buy an ice cream and eat half.		Take a picture of half or sketch it. Then eat the rest.
Find 4 vertical lines		Sketch them or take a picture.
Find 2 people shorter than you		Sketch them and you in the same sketch
What was your favorite part of this Scavenger Hunt?		Sketch or write:

YOU DID IT!

In honor of your hard work, this award is presented to



By: _____

Date: _____